


Introductory sub-table (I)(a)

<b>Name of the Company: FEDDERS LLOYD CORPORATION LIMITED</b>			
<b>Scrip Code, Name of the scrip, class of security: BSE : 500139, NSE SYMBOL : FEDDERLOYD, CLASS OF SECURITY : EQUITY</b>			
<b>Quarter ended: 31ST MARCH, 2014</b>			
<b>Partly paid-up shares:-</b>	<b>No. of partly paid-up shares</b>	<b>As a % of total no. of partly paid-up shares</b>	<b>As a % of total no. of shares of the company</b>
Held by promoter/promoter group	0	0	0
Held by public	0	0	0
<b>Total - D</b>	<b>0</b>	<b>0</b>	<b>0</b>
<b>Outstanding convertible securities:-</b>	<b>No. of outstanding securities</b>	<b>As a % of total no. of outstanding convertible securities</b>	<b>As a % of total no. of shares of the company, assuming full conversion of the convertible securities</b>
Held by promoter/promoter group	0	0	0
Held by public	0	0	0
<b>Total - E</b>	<b>0</b>	<b>0</b>	<b>0</b>
<b>Warrants:-</b>	<b>No. of warrants</b>	<b>As a % of total no. of warrants</b>	<b>As a % of total no. of shares of the company, assuming full conversion of warrants</b>
Held by promoter/promoter group	0	0	0
Held by public	0	0	0
<b>Total - F</b>	<b>0</b>	<b>0</b>	<b>0</b>
<b>Total paid-up capital of the company, assuming full conversion of warrants and convertible securities</b>			
			<b>30769700</b>

For Fedders Lloyd Corporation Limited

  
Company Secretary

Statement Showing Shareholding Pattern								
Category code	Category of Shareholder	Number of Shareholders	Table (I)(a)		Total shareholding as a percentage of total number of shares		Shares Pledged or otherwise encumbered	
			Total number of shares	Number of shares held in dematerialized form	As a percentage of (A+B) <sup>1</sup>	As a percentage of (A+B+C)	Number of shares	As a percentage
(i)	(ii)	(iii)	(iv)	(v)	(vi)	(vii)	(viii)	(ix) = (viii)/(iv)*100
<b>(A)</b>	<b>Shareholding of Promoter and Promoter</b>							
<b>1</b>	<b>Indian</b>							
(a)	Individuals/ Hindu Undivided Family	7	3723809	3723809	12.10	12.10	0	0.00
(b)	Central Government/ State Government(s)	0	0	0	0.00	0.00	0	0.00
(c)	Bodies Corporate	5	10717773	10717773	34.83	34.83	0	0.00
(d)	Financial Institutions/ Banks	0	0	0	0.00	0.00	0	0.00
(e)	Any Others (Specify)	0	0	0	0.00	0.00	0	0.00
	<b>Sub Total (A)(1)</b>	<b>12</b>	<b>14441582</b>	<b>14441582</b>	<b>46.93</b>	<b>46.93</b>	<b>0</b>	<b>0.00</b>
<b>2</b>	<b>Foreign</b>							
a	Individuals (Non-Residents Individuals/ Foreign individuals)	0	0	0	0.00	0.00	0	0.00
b	Bodies Corporate	0	0	0	0.00	0.00	0	0.00
c	Institutions	0	0	0	0.00	0.00	0	0.00
d	Qualified Foreign Investor	0	0	0	0.00	0.00	0	0.00
e	Any Others (Specify)	0	0	0	0.00	0.00	0	0.00
	<b>Sub Total (A)(2)</b>	<b>0</b>	<b>0</b>	<b>0</b>	<b>0.00</b>	<b>0.00</b>	<b>0</b>	<b>0.00</b>
	<b>Total Shareholding of Promoter and Promoter Group (A)= (A)(1)+(A)(2)</b>	<b>12</b>	<b>14441582</b>	<b>14441582</b>	<b>46.93</b>	<b>46.93</b>	<b>0</b>	<b>0.00</b>
<b>(B)</b>	<b>Public shareholding</b>							
<b>1</b>	<b>Institutions</b>							
(a)	Mutual Funds/ UTI	0	0	0	0.00	0.00	0	0.00
(b)	Financial Institutions / Banks	0	0	0	0.00	0.00	0	0.00
(c)	Central Government/ State Government(s)	0	0	0	0.00	0.00	0	0.00
(d)	Venture Capital Funds	0	0	0	0.00	0.00	0	0.00
(e)	Insurance Companies	0	0	0	0.00	0.00	0	0.00
(f)	Foreign Institutional Investors	0	0	0	0.00	0.00	0	0.00
(g)	Foreign Venture Capital Investors	0	0	0	0.00	0.00	0	0.00
(h)	Qualified Foreign Investors	0	0	0	0.00	0.00	0	0.00
(i)	Any Other (specify)	0	0	0	0.00	0.00	0	0.00
	<b>Sub-Total (B)(1)</b>	<b>0</b>	<b>0</b>	<b>0</b>	<b>0.00</b>	<b>0.00</b>	<b>0</b>	<b>0.00</b>
<b>B 2</b>	<b>Non-Institutions</b>							
(a)	Bodies Corporate	396	9319515	7814515	30.29	30.29	0	0.00
(b)	Individuals							
i	Individuals -i. Individual shareholders holding nominal share capital up to Rs 1 lakh	19530	5374351	4514237	17.47	17.47	0	0.00
ii	Individual shareholders holding nominal share capital in excess of Rs. 1 lakh.	40	880348	880348	2.86	2.86	0	0.00
(c)	Qualified Foreign Investors	0	0	0	0.00	0.00	0	0.00
(d)	NRI's / OCB's	361	303155	177255	0.99	0.99	0	0.00
(d-i)	Public Trusts	1	2000	2000	0.01	0.01	0	0.00
(d-ii)	Hindu Undivided Family	452	315223	315223	1.02	1.02	0	0.00
(d-iii)	Clearing Members / House	118	133526	133526	0.43	0.43	0	0.00
	<b>Sub-Total (B)(2)</b>	<b>20898</b>	<b>16328118</b>	<b>13837104</b>	<b>53.07</b>	<b>53.07</b>	<b>0</b>	<b>0.00</b>
<b>(B)</b>	<b>Total Public Shareholding (B)= (B)(1)+(B)(2)</b>	<b>20898</b>	<b>16328118</b>	<b>13837104</b>	<b>53.07</b>	<b>53.07</b>	<b>0</b>	<b>0.00</b>
	<b>TOTAL (A)+(B)</b>	<b>20910</b>	<b>30769700</b>	<b>28278686</b>	<b>100.00</b>	<b>100.00</b>	<b>0</b>	<b>0.00</b>
<b>(C)</b>	<b>Shares held by Custodians and against which Depository Receipts have been issued</b>							
<b>1</b>	<b>Promoter and Promoter Group</b>	0	0	0	0.00	0.00	0	0.00
<b>2</b>	<b>Public</b>	0	0	0	0.00	0.00	0	0.00
	<b>Sub-Total (C)</b>	<b>0</b>	<b>0</b>	<b>0</b>	<b>0.00</b>	<b>0.00</b>	<b>0</b>	<b>0.00</b>
	<b>GRAND TOTAL (A)+(B)+(C)</b>	<b>20910</b>	<b>30769700</b>	<b>28278686</b>	<b>100.00</b>	<b>100.00</b>	<b>0</b>	<b>0.00</b>


For Forlors Lloyd Corporation Limited

*[Signature]*  
Company Secretary

(1)(b) Statement showing holding of securities (including shares, warrants, convertible securities) of persons belonging to the category "Promoter and Promoter Group"


Sr. No.	Name of the shareholder	Details of Shares held			Encumbered shares (*)			Details of warrants		Details of convertible securities		Total shares (including underlying shares assuming full conversion of warrants and convertible securities) as a % of diluted share capital
		Number of shares held	As a % of grand total (A)+(B)+(C)	No.	As a percentage (VI)=(V)/(VII)*100	As a % of grand total (A)+(B)+(C) of sub-clause (I)(a)	Number of warrants held	As a % total number of warrants of the same class	Number of convertible securities held	As a % total number of convertible securities of the same class		
											(III)	
1	LLOYD SALES PRIVATE LIMITED	4283619	13.92%	0	0.00	0.00	0	0.00	0	0.00	0.00	13.92%
2	PERFECT RADIATORS AND OIL COOLERS PVT. LTD.	3826525	12.44%	0	0.00	0.00	0	0.00	0	0.00	0.00	12.44%
3	BRUJ RAJ PUNJ	1632667	5.31%	0	0.00	0.00	0	0.00	0	0.00	0.00	5.31%
4	RENU PUNJ	1103352	3.59%	0	0.00	0.00	0	0.00	0	0.00	0.00	3.59%
5	LLOYD MANUFACTURING PVT. LTD.	1254920	4.08%	0	0.00	0.00	0	0.00	0	0.00	0.00	4.08%
6	AIRSERCO PRIVATE LTD.	1252709	4.07%	0	0.00	0.00	0	0.00	0	0.00	0.00	4.07%
7	BHARAT RAJ PUNJ	454990	1.48%	0	0.00	0.00	0	0.00	0	0.00	0.00	1.48%
8	BRINDA JAJOO	281200	0.91%	0	0.00	0.00	0	0.00	0	0.00	0.00	0.91%
9	BHAVNA SAREEN	218500	0.71%	0	0.00	0.00	0	0.00	0	0.00	0.00	0.71%
10	PUNJ SERVICES PVT. LTD.	100000	0.32%	0	0.00	0.00	0	0.00	0	0.00	0.00	0.32%
11	BRUJ MOHAN PUNJ	32900	0.11%	0	0.00	0.00	0	0.00	0	0.00	0.00	0.11%
12	TULSI VANSH PRAKASH PUNJ	200	0.00%	0	0.00	0.00	0	0.00	0	0.00	0.00	0.00%
	<b>TOTAL</b>	<b>14441582</b>	<b>46.93%</b>	<b>0</b>	<b>0.00</b>	<b>0.00</b>	<b>0</b>	<b>0.00</b>	<b>0</b>	<b>0.00</b>	<b>0.00</b>	<b>46.93%</b>

(\*) The term "encumbrance" has the same meaning as assigned to it in regulation 28(3) of the SAST Regulations, 2011

For Poddars Lloyd Corporation Limited  
  
 Company Secretary

(l)(c)(i) Statement showing holding of securities (including shares, warrants, convertible securities) of persons belonging to the category "Public" and holding more than 1% of the total number of shares

Sr. No.	Name of the shareholder	Number of shares held	Shares as a percentage of total number of shares {i.e., Grand Total (A)+(B)+(C) indicated in Statement at para (l)(a) above}	Details of warrants		Details of convertible securities		Total shares (including underlying shares assuming full conversion of warrants and convertible securities) as a % of diluted share capital
				Number of warrants held	As a % total number of warrants of the same class	Number of convertible securities held	% w.r.t total number of convertible securities of the same class	
1	ZENITH IMPEX PRIVATE LTD.	3771910	12.26%	0	0	0	0	12.26%
2	RAJUL ESTATES PVT. LTD.	3295562	10.71%	0	0	0	0	10.71%
3	JNJ HOLDINGS PRIVATE LIMITED	350495	1.14%	0	0	0	0	1.14%
4	BONANZA PORTFOLIO LTD.	316260	1.03%	0	0	0	0	1.03%
<b>TOTAL</b>		<b>7734227</b>	<b>25.14%</b>	<b>0</b>	<b>0</b>	<b>0</b>	<b>0</b>	<b>25.14%</b>

For Peoples Lloyd Corporation Limited  
  
 Company Secretary



(I)(d) Statement showing details of locked-in shares

Sr. No.	Name of the shareholder	Number of locked-in shares	Locked-in shares as a percentage of total number of shares {i.e., Grand Total (A)+(B)+(C) indicated in Statement at para (I)(a) above}
1	NIL		0.00
2			0.00
3			0.00
4			0.00
5			0.00
6			0.00
7			0.00
8			0.00
9			0.00
TOTAL		0	0.00


For Trustees Lloyd Corporation Limited



Company Secretary

(II)(a) Statement showing details of Depository Receipts (DRs)

Sr. No.	Type of outstanding DR (ADRs, GDRs, SDRs, etc.)	Number of outstanding DRs	Number of shares underlying outstanding DRs	Shares underlying outstanding DRs as a percentage of total number of shares (i.e., Grand Total (A)+(B)+(C) indicated in Statement at para (I)(a) above)
1	NIL			0.00
2				0.00
3				0.00
4				0.00
5				0.00
6				0.00
7				0.00
8				0.00
9				0.00
<b>TOTAL</b>		<b>0</b>	<b>0</b>	<b>0.00</b>

For Securus World Corporation Limited  
  
 Company Secretary

(II)(b) Statement showing holding of Depository Receipts (DRs), where underlying shares held by "promoter/promoter group" are in excess of 1% of the total number of shares

Sr. No.	Name of the DR Holder	Type of outstanding DR (ADRs, GDRs, SDRs, etc.)	Number of shares underlying outstanding DRs	Shares underlying outstanding DRs as a percentage of total number of shares {i.e., Grand Total (A)+(B)+(C) indicated in Statement at para (I)(a) above}
1	NIL			0.00
2				0.00
3				0.00
4				0.00
5				0.00
6				0.00
7				0.00
8				0.00
9				0.00
<b>TOTAL</b>			<b>0</b>	<b>0.00</b>

For Facovers Iqbal Corporation Limited



Company Secretary