

**Statement Showing Shareholding Pattern**

Category code	Category of Shareholder	Table (I)(a)						
		Number of Shareholders	Total number of shares	Number of shares held in dematerialized form	Total shareholding as a percentage of total number of shares		Shares Pledged or otherwise encumbered	
					As a percentage of (A+B) <sup>1</sup>	As a percentage of (A+B+C)	Number of shares	As a percentage
(I)	(II)	(III)	(IV)	(V)	(VI)	(VII)	(VIII)	(IX) = (VIII)/(IV)*100
<b>(A)</b>	<b>Shareholding of Promoter and Promoter Group<sup>2</sup></b>							
1	<b>Indian</b>							
(a)	Individuals/ Hindu Undivided Family							
(b)	Central Government/ State Government(s)	7	3339304	3339304	10.85	10.85	0	0.00
(c)	Bodies Corporate	0	0	0	0.00	0.00	0	0.00
(d)	Financial Institutions/ Banks	6	8355317	8355317	27.15	27.15	0	0.00
(e)	Any Others(Specify)	0	0	0	0.00	0.00	0	0.00
	<b>Sub Total(A)(1)</b>	<b>13</b>	<b>11694621</b>	<b>11694621</b>	<b>38.01</b>	<b>38.01</b>	<b>0</b>	<b>0.00</b>
2	<b>Foreign</b>							
a	Individuals (Non-Residents Individuals/ Foreign Individuals)							
b	Bodies Corporate	0	0	0	0.00	0.00	0	0.00
c	Institutions	0	0	0	0.00	0.00	0	0.00
d	Any Others(Specify)	0	0	0	0.00	0.00	0	0.00
	<b>Sub Total(A)(2)</b>	<b>0</b>	<b>0</b>	<b>0</b>	<b>0.00</b>	<b>0.00</b>	<b>0</b>	<b>0.00</b>
	<b>Total Shareholding of Promoter and Promoter Group (A) = (A)(1)+(A)(2)</b>	<b>13</b>	<b>11694621</b>	<b>11694621</b>	<b>38.01</b>	<b>38.01</b>	<b>0</b>	<b>0.00</b>
<b>(B)</b>	<b>Public shareholding</b>							
1	<b>Institutions</b>							
(a)	Mutual Funds/ UTI							
(b)	Financial Institutions / Banks	0	0	0	0.00	0.00	0	0.00
(c)	Central Government/ State Government(s)	0	0	0	0.00	0.00	0	0.00
(d)	Venture Capital Funds	0	0	0	0.00	0.00	0	0.00
(e)	Insurance Companies	0	0	0	0.00	0.00	0	0.00
(f)	Foreign Institutional Investors	0	0	0	0.00	0.00	0	0.00
(g)	Foreign Venture Capital Investors	7	8760524	8760524	28.47	28.47	0	0.00
(h)	Any Other (specify)	0	0	0	0.00	0.00	0	0.00
	<b>Sub-Total (B)(1)</b>	<b>7</b>	<b>8760524</b>	<b>8760524</b>	<b>28.47</b>	<b>28.47</b>	<b>0</b>	<b>0.00</b>
B 2	<b>Non-institutions</b>							
(a)	Bodies Corporate							
(b)	Individuals	324	5512488	4007488	17.92	17.92	7142	0.13
	Individuals -i. Individual shareholders holding nominal share capital up to Rs 1 lakh							
	ii. Individual shareholders holding nominal share capital in excess of Rs. 1 lakh.	19049	4067660	3172846	13.22	13.22	24963	0.61
(c)	Any Other (specify)	20	431975	431975	1.40	1.40	41351	9.57
(c-i)	Clearing Members	80	57725	57725	0.19	0.19	0	0.00
(c-ii)	NRIs/OCBs							
(c-iii)	Trust	361	242507	114607	0.79	0.79	0	0.00
		2	2200	2200	0.01	0.01	0	0.00
	<b>Sub-Total (B)(2)</b>	<b>19836</b>	<b>10314555</b>	<b>7786841</b>	<b>33.52</b>	<b>33.52</b>	<b>73456</b>	<b>0.71</b>
<b>(B)</b>	<b>Total Public Shareholding (B) = (B)(1)+(B)(2)</b>	<b>19843</b>	<b>19075079</b>	<b>16547365</b>	<b>61.99</b>	<b>61.99</b>	<b>73456</b>	<b>0.39</b>
	<b>TOTAL (A)+(B)</b>	<b>19856</b>	<b>30769700</b>	<b>28241986</b>	<b>100.00</b>	<b>100.00</b>	<b>73456</b>	<b>0.24</b>
<b>(C)</b>	<b>Shares held by Custodians and against which Depository Receipts have been Issued</b>							
1	Promoter and Promoter Group	0	0	0	0.00	0.00	0	0.00
2	Public	0	0	0	0.00	0.00	0	0.00
	<b>Sub-Total (C)</b>	<b>0</b>	<b>0</b>	<b>0</b>	<b>0.00</b>	<b>0.00</b>	<b>0</b>	<b>0.00</b>
	<b>GRAND TOTAL (A)+(B)+(C)</b>	<b>19856</b>	<b>30769700</b>	<b>28241986</b>	<b>100.00</b>	<b>100.00</b>	<b>73456</b>	<b>0.24</b>

For Fedders Lloyd Corporation Ltd.

*[Signature]*

Company Secretary

**Introductory sub-table (I)(a)**

**Name of the Company: Fedders Lloyd Corporation Limited**

**BSE Scrip Code: 500139, NSE Symbol: FEDDERLOYD, class of security: Equity**

**Quarter ended: December 31, 2011**

<b>Partly paid-up shares:-</b>	<b>No. of partly paid-up shares</b>	<b>As a % of total no. of partly paid-up shares</b>	<b>As a % of total no. of shares of the company</b>
Held by promoter/promoter group		0 Nil	Nil
Held by public		0 Nil	Nil
<b>Total - D</b>		0 Nil	Nil

<b>Outstanding convertible securities:-</b>	<b>No. of outstanding securities</b>	<b>As a % of total no. of outstanding convertible securities</b>	<b>As a % of total no. of shares of the company, assuming full conversion of the convertible securities</b>
Held by promoter/promoter group		0 Nil	Nil
Held by public		0 Nil	Nil
<b>Total - E</b>		0 Nil	Nil

<b>Warrants:-</b>	<b>No. of warrants</b>	<b>As a % of total no. of warrants</b>	<b>As a % of total no. of shares of the company, assuming full conversion of warrants</b>
Held by promoter/promoter group		0 Nil	Nil
Held by public		0 Nil	Nil
<b>Total - F</b>		0 Nil	Nil

**Total paid-up capital of the company, assuming full conversion of warrants and convertible securities** Rs. 307,697,000 (Rupees Thirty Crores Seventy Six Lacs Ninety Seven Thousand only)

For Fedders Lloyd Corporation Ltd.

  
**Company Secretary**

1)(b Statement showing holding of securities (including shares, warrants, convertible securities) of persons belonging to the category "Promoter and Promoter Group"


Sr. No.	Name of the shareholder	Details of Shares held		Encumbered shares (*)			Details of warrants		Details of convertible securities		Total shares (including shares assuming full conversion of warrants and convertible securities) as a % of diluted share capital
		Number of shares held	As a % of grand total (A)+(B)+(C)	No.	As a percentage	As a % of grand total (A)+(B)+(C) of sub-clause (I)(a)	Number of warrants held	As a % total number of warrants of the same class	Number of convertible securities held	As a % total number of convertible securities of the same class	
(I)	(II)	(III)	(IV)	(V)	(VI)=(V)/(III)*100	(VII)	(VIII)	(IX)	(X)	(XI)	(XII)
1	Lloyd Sales Private Limited	4110821	13.36	0	0.00	0.00	0	0	0	0	13.36
2	Perfect Radiators & Oil Coolers	3224348	10.48	0	0.00	0.00	0	0	0	0	10.48
3	Brij Raj Punj	1526129	4.96	0	0.00	0.00	0	0	0	0	4.96
4	Airserco Private Limited	852709	2.77	0	0.00	0.00	0	0	0	0	2.77
5	Renu Punj	865385	2.81	0	0.00	0.00	0	0	0	0	2.81
6	Bharat Raj Punj	454990	1.48	0	0.00	0.00	0	0	0	0	1.48
7	Brinda Jajoo	241200	0.78	0	0.00	0.00	0	0	0	0	0.78
8	Bhavana Sareen	218500	0.71	0	0.00	0.00	0	0	0	0	0.71
9	Punj Services Private Limited	100000	0.32	0	0.00	0.00	0	0	0	0	0.32
10	Lloyd Manufacturing Private Lir	67239	0.22	0	0.00	0.00	0	0	0	0	0.22
11	Brij Mohan Punj	32900	0.11	0	0.00	0.00	0	0	0	0	0.11
12	Lloyd Credits Limited	200	0.00	0	0.00	0.00	0	0	0	0	0.00
13	Tulsi Vansh Prakash Punj	200	0.00	0	0.00	0.00	0	0	0	0	0.00
<b>TOTAL</b>		<b>11694621</b>	<b>38.01</b>	<b>0</b>	<b>0.00</b>	<b>0.00</b>	<b>0</b>	<b>0</b>	<b>0</b>	<b>0</b>	<b>38.01</b>

(\*) The term "encumbrance" has the same meaning as assigned to it in regulation 28(3) of the SAST Regulations, 2011

Sr. No. Notes

1 As on December 31, 2011, the entire shareholding of persons belonging to the category "Promoter and Promoter Group" is in Dematerialised mode.

For Fedders Lloyd Corporation Ltd.




Company Secretary

(1)(c)(i) Statement showing holding of securities (including shares, warrants, convertible securities) of persons belonging to the category "Public" and holding more than 1% of the total number of shares

Sr. No.	Name of the shareholder	Number of shares held	Shares as a percentage of total number of shares (i.e., Grand Total (A)+(B)+(C) indicated in Statement at para (1)(a) above)	Details of warrants		Details of convertible securities		Total shares (including shares underlying shares assuming full conversion of warrants and convertible securities) as a % of diluted share capital
				Number of warrants held	As a % total number of warrants of the same class	Number of convertible securities held	% w.r.t total number of convertible securities of the same class	
1	ZENITH IMPEX PRIVATE LIMITED	3054917	9.93	0	0	0	0	9.93
2	COPTHALL MAURITIUS INVESTMENT LIMITED	1841087	5.98	0	0	0	0	5.98
3	MORGAN STANLEY MAURITIUS COMPANY LIMITED	1723897	5.60	0	0	0	0	5.60
4	DEUTSCHE SECURITIES MAURITIUS LIMITED	1691286	5.50	0	0	0	0	5.50
5	CLSA (MAURITIUS) LIMITED	1500000	4.87	0	0	0	0	4.87
6	RAJUL ESTATES PRIVATE LIMITED	1695761	5.51	0	0	0	0	5.51
7	SWISS FINANCE CORPORATION (MAURITIUS) LIMITED	1165796	3.79	0	0	0	0	3.79
8	CITIGROUP GLOBAL MARKETS MAURITIUS PRIVATE LIMITED	828570	2.69	0	0	0	0	2.69
<b>TOTAL</b>		<b>13501314</b>	<b>43.88</b>	<b>0</b>	<b>0</b>	<b>0</b>	<b>0</b>	<b>43.88</b>

For Fedders Lloyd Corporation Ltd.




Company Secretary

1)(c)(ii) Statement showing holding of securities (including shares, warrants, convertible securities) of persons (together with PAC) belonging to the category "Public" and holding more than 5% of the total number of shares of the company

Sr. No.	Name(s) of the shareholder(s) and the Persons Acting in Concert (PAC) with them	Number of shares held	Shares as a percentage of total number of shares (i.e., Grand Total (A)+(B)+(C) indicated in Statement at para (I)(a) above)	Details of warrants		Details of convertible securities		Total shares (including underlying shares assuming full conversion of warrants and convertible securities) as a % of diluted share capital
				Number of warrants held	As a % total number of warrants of the same class	Number of convertible securities held	% w.r.t total number of convertible securities of the same class	
1	ZENITH IMPEX PRIVATE LIMITED	3054917	9.93	0	0	0	0	9.93
2	COPTHALL MAURITIUS INVESTMENT LIMITED	1841087	5.98	0	0	0	0	5.98
3	MORGAN STANLEY MAURITIUS COMPANY LIMITED	1723897	5.60	0	0	0	0	5.60
4	DEUTSCHE SECURITIES MAURITIUS LIMITED	1691286	5.50	0	0	0	0	5.50
5	RAJUL ESTATES PRIVATE LIMITED	1695761	5.51	0	0	0	0	5.51
<b>TOTAL</b>		<b>10006948</b>	<b>32.52</b>	<b>0</b>	<b>0</b>	<b>0</b>	<b>0</b>	<b>32.52</b>


For Fedders Lloyd Corporation Ltd.

  
Company Secretary

(I)(d) Statement showing details of locked-in shares

Sr. No.	Name of the shareholder	Number of locked-in shares	Locked-in shares as a percentage of total number of shares (i.e., Grand Total (A)+(B)+(C) indicated in Statement at para (I)(a) above)
1			0.00
2	NIL		0.00
3			0.00
4			0.00
5			0.00
6			0.00
7			0.00
8			0.00
9			0.00
			0.00
			0.00
<b>TOTAL</b>		<b>0</b>	<b>0.00</b>

For Feeders Lloyd Corporation Ltd.




Company Secretary

(II)(a) Statement showing details of Depository Receipts (DRs)

Sr. No.	Type of outstanding DR (ADRs, GDRs, SDRs, etc.)	Number of outstanding DRs	Number of shares underlying outstanding DRs	Shares underlying outstanding DRs as a percentage of total number of shares (i.e., Grand Total (A)+(B)+(C) indicated in Statement at para (I)(a) above)
1	Nil			
2				
<b>TOTAL</b>		0	0	0.00

For Fedders Lloyd Corporation Ltd.

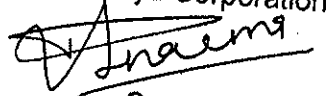


Company Secretary

(II)(b) Statement showing holding of Depository Receipts (DRs), where underlying shares held by "promoter/promoter group" are in excess of 1% of the total number of shares

Sr. No.	Name of the DR Holder	Type of outstanding DR (ADRs, GDRs, SDRs, etc.)	Number of shares underlying outstanding DRs	Shares underlying outstanding DRs as a percentage of total number of shares (i.e., Grand Total (A)+(B)+(C) indicated in Statement at para (I)(a) above)
1	Nil			
2				
<b>TOTAL</b>			0	0.00

For Fedders Lloyd Corporation Ltd.



Company Secretary