


Introductory sub-table (I)(a)

Name of the Company: FEDDERS LLOYD CORPORATION LIMITED			
Scrip Code, Name of the scrip, class of security:			
Quarter ended: 30 September 2015			
Partly paid-up shares:-	No. of partly paid-up shares	As a % of total no. of partly paid-up shares	As a % of total no. of shares of the company
Held by promoter/promoter group	0	0	0
Held by public	0	0	0
Total - D	0	0	0
Outstanding convertible securities: No. of outstanding securities			
	As a % of total no. of outstanding convertible securities	As a % of total no. of shares of the company, assuming full conversion of the convertible securities	
Held by promoter/promoter group	0	0	0
Held by public	0	0	0
Total - E	0	0	0
Warrants:-			
	No. of warrants	As a % of total no. of warrants	As a % of total no. of shares of the company, assuming full conversion of warrants
Held by promoter/promoter group	500000	100	13.97831125
Held by public	0	0	0
Total - F	500000	100	13.97831125
Total paid-up capital of the company, assuming full conversion of warrants and convertible securities*			
	35769700	100	

*The Company, at its meeting of Board of Directors held on 03 August 2015 has allotted 50,00,000 Preferential Warrants @Rs. 75 per warrant convertible into equal number of equity shares to promoter group entities and the upfront consideration of 25% of total warrant price amounting to Rs. 9.375 Crores has been received from the allottees. The warrant holders are entitled to exercise their right of conversion of preferential warrants into equal number of equity shares on or before 18 months from the date of allotment of warrants i.e. on or before 02 February 2017.

For Fedders Lloyd Corporation Ltd.

 Company Secretary


Statement Showing Shareholding Pattern

Category code	Category of Shareholder	Number of Shareholders	Table (I)(a)		Total shareholding as a percentage of total number of shares		Shares Pledged or otherwise encumbered	
			Total number of shares	Number of shares held in dematerialized form	As a percentage of (A+B) ¹	As a percentage of (A+B+C)	Number of shares	As a percentage
(I)	(II)	(III)	(IV)	(V)	(VI)	(VII)	(VIII)	(IX) = (VIII)/(IV)*100
(A)	Shareholding of Promoter and Promoter Indian							
1	Individuals/ Hindu Undivided Family	7	3756809	3756809	12.21	12.21	0	0.00
(a)	Central Government/ State Government(s)	0	0	0	0.00	0.00	0	0.00
(b)	Bodies Corporate	5	10727773	10727773	34.86	34.86	0	0.00
(c)	Financial Institutions/ Banks	0	0	0	0.00	0.00	0	0.00
(d)	Any Others(Specify)	0	0	0	0.00	0.00	0	0.00
	Sub Total(A)(1)	12	14484582	14484582	47.07	47.07	0	0.00
2	Foreign							
a	Individuals (Non-Residents Individuals/ Foreign Individuals)	0	0	0	0.00	0.00	0	0.00
b	Bodies Corporate	0	0	0	0.00	0.00	0	0.00
c	Institutions	0	0	0	0.00	0.00	0	0.00
d	Any Others(Specify)	0	0	0	0.00	0.00	0	0.00
	Sub Total(A)(2)	0	0	0	0.00	0.00	0	0.00
	Total Shareholding of Promoter and	12	14484582	14484582	47.07	47.07	0	0.00
(B)	Public shareholding							
1	Institutions							
(a)	Mutual Funds/ UTI	0	0	0	0.00	0.00	0	0.00
(b)	Financial Institutions /Banks	3	16108	16108	0.05	0.05	5908	0.00
(c)	Central Government/ State Government(s)	0	0	0	0.00	0.00	0	0.00
(d)	Venture Capital Funds	0	0	0	0.00	0.00	0	0.00
(e)	Insurance Companies	0	0	0	0.00	0.00	0	0.00
(f)	Foreign Institutional Investors	0	0	0	0.00	0.00	0	0.00
(g)	Foreign Venture Capital Investors	0	0	0	0.00	0.00	0	0.00
(h)	Any Other (specify)	0	0	0	0.00	0.00	0	0.00
	Sub-Total (B)(1)	3	16108	16108	0.05	0.05	0	0.00
B 2	Non-institutions							
(a)	Bodies Corporate	448	9025099	9021299	29.33	29.33	660944	0.00
(b)	Individuals							
I	Individuals -i. Individual shareholders holding nominal share capital up to Rs 1 lakh	19577	5496334	4670420	17.86	17.86	41488	0.00
II	ii. Individual shareholders holding nominal share capital in excess of Rs. 1 lakh.	45	967423	967423	3.14	3.14	35500	0.00
(c)	N.R.I.(REPT & NON-REPT)	351	350456	227356	1.14	1.14	0	0.00
(c-i)	Clearing House/Public Trust	1	2000	2000	0.01	0.01	0	0.00

For Fedders Lloyd Corporation Ltd.

(Signature)
Company Secretary

(c-ii)	Corporate Bodies - OCB	0	0	0	0.00	0.00	0	0.00
(c-iii)	Intermediary/Other Depository A/c	0	0	0	0.00	0.00	0	0.00
(c-iv)	Hindu Undivided Family	470	366124	366124	1.19	1.19	2000	0.00
(c-v)	Clearing Members	84	61574	61574	0.20	0.20	0	0.00
(c-vi)	Qualified Foreign Investor -Individual	0	0	0	0.00	0.00	0	0.00
(c-vii)	Qualified Foreign Investor-Corporate	0	0	0	0.00	0.00	0	0.00
	Sub-Total (B)(2)	20976	16269010	15316196	52.87	52.87	0	0.00
(B)	Total Public Shareholding (B)= (B)(1)+(B)(2)	20979	16285118	15332304	52.93	52.93	0	0.00
	TOTAL (A)+(B)	20991	30769700	29816886	100.00	100.00	0	0.00
(C)	Shares held by Custodians and against which Depository Receipts have been issued							
1	Promoter and Promoter Group	0	0	0	0.00	0.00	0	0.00
2	Public	0	0	0	0.00	0.00	0	0.00
	Sub-Total (C)	0	0	0	0	0	0	0.00
	GRAND TOTAL (A)+(B)+(C)	20991	30769700	29816886	100.00	100.00	0	0.00

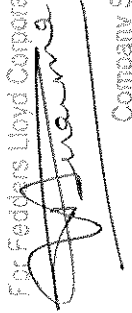
For Fodders Lloyd Corporation Ltd.

 Company Secretary

(1)(b) Statement showing holding of securities (including shares, warrants, convertible securities) of persons belonging to the category "Promoter and Promoter Group"

Sr. No.	Name of the shareholder	Details of Shares held		Encumbered shares (*)		Details of warrants			Details of convertible securities		Total shares (including underlying shares assuming full conversion of warrants and convertible securities) as a % of diluted share capital
		Number of shares held	As a % of grand total (A)+(B)+(C)	No.	As a percentage (N)=(V)/(III)*100	As a % of grand total (A)+(B)+(C)	Number of warrants held	As a % total number of warrants of the same class	Number of convertible securities held	As a % total number of convertible securities of the same class	
(i)	(ii)	(iii)	(iv)	(v)	(vi)	(vii)	(viii)	(ix)	(x)	(xi)	(xii)
1	LLOYD SALES PVT. LTD.	4293619	13.95		0.00	0.00	0	0	0	0	12.01
2	PERFECT RADIATORS AND OIL COOLERS PVT. LTD.	3826525	12.44		0.00						10.69
3	BRUJ RAJ PUNJ	1632667	5.31		0.00						
4	RENU PUNJ	1103352	3.59		0.00						4.56
5	LLOYD MANUFACTURING PVT. LTD.	1254920	4.08		0.00						3.08
6	AIRSERCO PRIVATE LTD.	1252709	4.07		0.00		1000000	20	0	0	3.51
7	BHARAT RAJ PUNJ	454990	1.48		0.00		0	0	0	0	6.29
8	BRINDA JAJOO	296200	0.96		0.00		0	0	0	0	1.27
9	BHAVNA SAREEN	236500	0.77		0.00		0	0	0	0	0.83
10	PUNJ SERVICES PVT. LTD.	100000	0.32		0.00		0	0	0	0	0.66
11	BRUJ MOHAN PUNJ	32900	0.11		0.00		0	0	0	0	0.28
12	TULSI VANSH PRAKASH PUNJ	200	0.00		0.00		0	0	0	0	0.09
13	LLOYD CREDITS LIMITED	0	0.00		0.00		500000	10	0	0	0.00
14	HIMALAYAN MINERAL WATERS PRIVATE LIMITED	0	0.00		0.00		0	0	0	0	1.40
15	LLOYD AIRCON PRIVATE LIMITED	0	0.00		0.00		1000000	20	0	0	2.80
16	LLOYD STOCK & INVESTMENTS PVT. LTD.	0	0.00		0.00		1000000	20	0	0	2.80
17	PANDIT KANAHAYA LAL PUNJ TRUST PVT. LTD.	0	0.00		0.00		500000	10	0	0	1.40
TOTAL		14484582	47.07	0	0.00		5000000	80	0	0	54.47

(*) The term "encumbrance" has the same meaning as assigned to it in regulation 28(3) of the SAST Regulations, 2011
 (Note: 50,00,000 Preferential Warrants were allotted on 03 August, 2015 to promoter group entities (S.No. 13 to 17 in the aforesaid list).)

For Feeders Lloyd Corporation Ltd.



Company Secretary

(D)(c)(i) Statement showing holding of securities (including shares, warrants, convertible securities) of persons belonging to the category "Public" and holding more than 1% of the total number of shares

Sr. No.	Name of the shareholder	Number of shares held	Shares as a percentage of total number of shares {i.e., Grand Total (A)+(B)+(C) indicated in Statement at para (D)(a) above}	Details of warrants		Details of convertible securities		Total shares* (including shares assuming full conversion of warrants and convertible securities) as a % of diluted share capital
				Number of warrants held	As a % total number of warrants of the same class	Number of convertible securities held	% w.r.t total number of convertible securities of the same class	
1	RAJUL ESTATE PRIVATE LIMITED	3185562	10.36	0	0	0	0	8.91
2	ZENITH IMPEX PRIVATE LTD.	3719493	12.09	0	0	0	0	10.4
3	BONANZA PORTFOLIO LTD	337738	1.10	0	0	0	0	0.94
TOTAL		7242793	23.54	0	0	0	0	20.25

* Pursuant to the allotment of 50,00,000 Preferential Warrants to promoter group entities which are convertible into equal number of shares, the change has been derived.

For Fedders Ligno Corporation Ltd.



Company Secretary

(D)(c)(ii) Statement showing holding of securities (including shares, warrants, convertible securities) of persons (together with PAC) belonging to the category "Public" and holding more than 5% of the total number of shares of the company

Sr. No.	Name(s) of the shareholder(s) and the Persons Acting in Concert (PAC) with them	Number of shares	Shares as a percentage of total number of shares {i.e., Grand Total (A)+(B)+(C) indicated in Statement at para (f)(a) above}	Details of warrants			Details of convertible securities		Total shares* (including underlying shares assuming full conversion of warrants and convertible securities) as a % of diluted share capital
				Number of warrants	As a % total number of warrants of the same class	Number of convertible securities held	% w.r.t total number of convertible securities of the same class		
1	RAJUL ESTATES PVT. LTD.	3185562	10.36		0				8.91
2	ZENITH IMPEX PRIVATE LTD.	3719493	12.09		0				10.40
	TOTAL	6905055	22.44	0	0	0	0	0	19.31

* Pursuant to the allotment of 50,00,000 Preferential Warrants to promoter group entities which are convertible into equal number of shares, the change has been derived.

For Fedders Ltd Corporation Ltd.


Company Secretary

(D)(d) Statement showing details of locked-in shares

Sr. No.	Name of the shareholder	Number of locked-in shares	Locked-in shares as a percentage of total number of shares (i.e., Grand Total (A)+(B)+(C) indicated in Statement at para (I)(a) above}	PROMOTER / PROMOTER GROUP / PUBLIC
1	AIRSERCO PRIVATE LTD.	1252709	4.07	Promoter / Promoter Group
	TOTAL	1252709	4.07	

For Fedders Lloyd Corporation Ltd.


Company Secretary

(II)(a) Statement showing details of Depository Receipts (DRs)

Sr. No.	Type of outstanding DR (ADRs, GDRs, SDRs, etc.)	Number of outstanding DRs	Number of shares underlying outstanding DRs	Shares underlying outstanding DRs as a percentage of total number of shares (i.e., Grand Total (A)+(B)+(C) indicated in Statement at para (I)(a) above)
1		0	0	0.00
2		0	0	0.00
3		0	0	0.00
4		0	0	0.00
5		0	0	0.00
6		0	0	0.00
7		0	0	0.00
8		0	0	0.00
9		0	0	0.00
TOTAL		0	0	0.00

For Fedders Lloy Corporation Ltd.


Company Secretary

(II)(b) Statement showing holding of Depository Receipts (DRs), where underlying shares held by "promoter/promoter group" are in excess of 1% of the total number of shares

Sr. No.	Name of the DR Holder	Type of outstanding DR (ADRs, GDRs, SDRs, etc.)	Number of shares underlying outstanding DRs	Shares underlying outstanding DRs as a percentage of total number of shares (i.e., Grand Total (A)+(B)+(C) indicated in Statement at para (I)(a) above)
1	0	0	0	0.00
2	0	0	0	0.00
3	0	0	0	0.00
4	0	0	0	0.00
5	0	0	0	0.00
6	0	0	0	0.00
7	0	0	0	0.00
8	0	0	0	0.00
9	0	0	0	0.00
				0.00
TOTAL	0	0	0	0.00

For Feeders Lloyd Corporation Ltd.



 Company Secretary