


(I) (a) Statement Showing Shareholding Pattern

| Category code | Category of shareholder | **Number of shareholders | Total number of shares | Number of shares held in dematerialized form | Total Shareholding as a percentage of total number of shares | Number of Shares (VIII) | As a percentage (IX) = (VIII)/(IV)* 100 |
|---------------|--|--------------------------|------------------------|--|--|----------------------------------|---|
| (I) | (II) | (III) | (IV) | (V) | As a percentage of (A+B) (VI) | As a percentage of (A+B+C) (VII) | |
| (A) | Shareholding of Promoter and Promoter Group | | | | | | |
| (1) | Indian | | | | | | |
| (a) | Individuals/ Hindu Undivided Family | 7 | 3326604 | 3293504 | 10.81% | 10.81% | 0 |
| (b) | Central Government/ State Government(s) | 0 | 0 | 0 | 0 | 0 | 0 |
| (c) | Bodies Corporate | 6 | 8355317 | 8355317 | 27.15% | 27.15% | 0 |
| (d) | Financial Institutions/ Banks | 0 | 0 | 0 | 0 | 0 | 0 |
| (e) | Any Other | 0 | 0 | 0 | 0 | 0 | 0 |
| (2) | Sub-Total (A)(1) | 13 | 11681921 | 11648821 | 37.97% | 37.97% | 0 |
| (2) | Foreign | | | | | | |
| (a) | Individuals (Non-Resident Individuals/ Foreign Individuals) | 0 | 0 | 0 | 0 | 0 | 0 |
| (b) | Bodies Corporate | 0 | 0 | 0 | 0 | 0 | 0 |
| (c) | Institutions | 0 | 0 | 0 | 0 | 0 | 0 |
| (d) | Any Other (Specify) | 0 | 0 | 0 | 0 | 0 | 0 |
| (2) | Sub-Total (A)(2) | 0 | 0 | 0 | 0 | 0 | 0 |
| | Total Shareholding of Promoter and Promoter Group (A) = (A)(1) + (A)(2) | 13 | 11681921 | 11648821 | 37.97% | 37.97% | 0 |
| (B) | Public shareholding | | | | | | |
| (1) | Institutions | | | | | | |
| (a) | Mutual Funds/ UTI | 0 | 0 | 0 | 0 | 0 | N.A |
| (b) | Financial Institutions/ Banks | 0 | 0 | 0 | 0 | 0 | N.A |
| (c) | Central Government/ State Government(s) | 0 | 0 | 0 | 0 | 0 | 0 |
| (d) | Venture Capital Funds | 0 | 0 | 0 | 0 | 0 | 0 |
| (e) | Insurance Companies | 0 | 0 | 0 | 0 | 0 | 0 |
| (f) | Foreign Institutional Investors | 7 | 8760524 | 8760524 | 28.47% | 28.47% | 0 |
| (g) | Foreign Venture Capital Investors | 0 | 0 | 0 | 0 | 0 | 0 |
| (h) | Any Other | 0 | 0 | 0 | 0 | 0 | 0 |
| (2) | Sub-Total (B)(1) | 7 | 8760524 | 8760524 | 28.47% | 28.47% | 0 |
| (2) | Non-institutions | | | | | | |
| (a) | Bodies Corporate | 340 | 5469845 | 3964845 | 17.78% | 17.78% | N.A |
| (b) | Individuals - i. Individual shareholders holding nominal share capital up to Rs. 1 lakh. ii. Individual shareholders holding nominal share capital in excess of Rs. 1 lakh. Any Other (Specify) | 19190 | 4119601 | 3221137 | 13.39% | 13.39% | 0 |
| (c) | Clearing Members NRTS/OCBS Trust | 93 | 52206 | 52206 | 0.17% | 0.17% | 0 |
| | | 372 | 244303 | 116403 | 0.79% | 0.79% | 0 |
| | | 2 | 2200 | 2200 | 0.01% | 0.01% | 0 |
| (2) | Sub-Total (B)(2) | 20017 | 10327255 | 7795891 | 33.56% | 33.56% | 0 |
| | Total Public Shareholding (B) = (B)(1) + (B)(2) | 20034 | 19087779 | 16556415 | 62.03% | 62.03% | N.A |
| (C) | Shares held by Custodians and against which Depository Receipts have been issued | 20037 | 30769700 | 28205236 | 100.00% | 100.00% | N.A |
| | GRAND TOTAL (A)+(B)+(C) | 20037 | 30769700 | 28205236 | 100.00% | 100.00% | N.A |


** Note: The No. of Shareholders includes the total no. of records (Shares held in demat mode) and Folios (Shares held in physical mode) as on the quarter ended 30th September 2011.

For Fedders Lloyd Corporation Ltd.

 Company Secretary

Introductory sub-table (1) (a)

| Name of the Company: FEDDERS LLOYD CORPORATION LIMITED | | NSE Symbol: FEDDERLOYD | | Class of Security: Equity Share | |
|---|-------------------------------|---|--|---------------------------------|--|
| BSE Scrip Code: 500139 | | | | | |
| Quarter ended: 30th September 2011 | | | | | |
| Partly paid-up shares:- | | | | | |
| | No. of partly paid-up shares | As a % of total no. of partly paid-up shares | As a % of total no. of shares of the company | | |
| Held by promoter/promoter group | 0 | | 0 | | |
| Held by public | 0 | | 0 | | |
| Total - D | 0 | | 0 | | |
| Outstanding convertible securities:- | | | | | |
| | No. of outstanding securities | As a % of total no. of outstanding convertible securities | As a % of total no. of shares of the company, assuming full conversion of the convertible securities | | |
| Held by promoter/promoter group | 0 | | 0 | | |
| Held by public | 0 | | 0 | | |
| Total - E | 0 | | 0 | | |
| Warrants:- | | | | | |
| | No. of warrants of warrants | As a % of total no. of warrants | As a % of total no. of shares of the company, assuming full conversion of warrants | | |
| Held by promoter/promoter group | 0 | | 0 | | |
| Held by public | 0 | | 0 | | |
| Total - F | 0 | | 0 | | |
| Total paid-up capital of the company, assuming full conversion of warrants and convertible securities (Grand Total (A+B+C)+ D+E+F) | | | | | |
| 30769700 | | | | | |

For Fedders Lloyd Corporation Ltd.


Company Secretary

(1) (b) Statement Showing Shareholding of persons belonging to the Category "Promoter and Promoter Group"


| (I) | (II) | (III) | (IV) | (V) | (VI) = (V)/(III)* | (VII) |
|---------|---|------------------|--|---|---|--|
| Sr. No. | Name of the shareholder | Number of shares | Shares as a percentage of total number of shares (i.e., Grand Total (A)+(B)+(C) indicated in Statement at para (1)(a)) | Shares pledged or otherwise encumbered Number of Shares | Shares as a percentage (A)+(B)+(C) of sub-clause (1)(a) | As a % of grand total (A)+(B)+(C) of sub-clause (1)(a) |
| 1 | Lloyd Sales Pvt Ltd | 4110821 | 13.36% | NIL | - | - |
| 2 | Perfect Radiators & Oil Coolers Pvt. Ltd. | 3224348 | 10.48% | NIL | - | - |
| 3 | Brii Raji Puri | 1526129 | 4.96% | NIL | - | - |
| 4 | Airserco Pvt Ltd | 852709 | 2.77% | NIL | - | - |
| 5 | Renu Puri | 855385 | 2.78% | NIL | - | - |
| 6 | Bharat Raji Puri | 454990 | 1.48% | NIL | - | - |
| 7 | Brinda Jaijo | 238500 | 0.78% | NIL | - | - |
| 8 | Bhavna Sarreen | 218500 | 0.71% | NIL | - | - |
| 9 | Puri Services Pvt Ltd | 100000 | 0.32% | NIL | - | - |
| 10 | Lloyd Manufacturing Pvt. Ltd. | 67239 | 0.22% | NIL | - | - |
| 11 | Brii Mohan Puri | 32900 | 0.11% | NIL | - | - |
| 12 | Lloyd Credits Pvt | 200 | 0.00% | NIL | - | - |
| 13 | Luisi Vansh Prakash Puri | 200 | 0.00% | NIL | - | - |
| | TOTAL | 31661921 | 100.00% | NIL | - | - |

** Note: The number of shares includes shares held in both physical and demat form and for the said purpose the different folios of the promoter had been clubbed so as to arrive at the total number of shares held by them.

(1) (c) Statement showing Shareholding of persons belonging to the category "Public" and holding more than 1% of the total number of shares

| Sr. No. | Name of the shareholder | Number of shares | Shares as a percentage of total number of shares (i.e., Grand Total (A)+(B)+(C) indicated in Statement at para (1)(a) above) |
|---------|--|------------------|--|
| 1 | Zenith Impex Private Limited | 3023476 | 9.83 |
| 2 | Cophall Mauritius Investment Limited | 1841087 | 5.98 |
| 3 | Morgan Stanley Mauritius Company Limited | 1723897 | 5.60 |
| 4 | Deutsche Securities Mauritius Limited | 1691286 | 5.50 |
| 5 | CLSA (Mauritius) Limited | 1500000 | 4.87 |
| 6 | Rajul Estates Pvt Ltd | 1676416 | 5.45 |
| 7 | Swiss Finance Corporation (Mauritius) Limited | 1165796 | 3.79 |
| 8 | Citigroup Global Markets Mauritius Private Limited | 828570 | 2.69 |
| | TOTAL | 13450528 | 43.71 |

For Feders Lloyd Corporation Ltd.


Company Secretary

(II)(d) Statement showing details of locked-in shares

| Sr. No. | Name of the shareholder | Category of Shareholders (Promoters/ Public) | Number of locked-in shares | Locked-in shares as a percentage of total number of shares (i.e., Grand Total (A)+(B)+(C) indicated in Statement at para (I)(a) above) |
|---------|-------------------------|--|----------------------------|--|
| 1 | | | 0 | 0.00% |
| TOTAL | N/A | N/A | 0 | 0.00% |

(II)(a) Statement showing details of Depository Receipts (DRs)

| Sr. No. | Type of outstanding DR (ADRs, GDRs, SDRs, etc.) | Number of outstanding DRs | Number of shares underlying outstanding DRs | Shares underlying outstanding DRs as a percentage of total number of shares (i.e., Grand Total (A)+(B)+(C) indicated in Statement at para (I)(a) above) |
|---------|---|---------------------------|---|---|
| 1 | NIL | NIL | 0 | 0.00% |
| TOTAL | | NIL | 0 | 0.00% |

(II)(b) Statement showing Holding of Depository Receipts (DRs), where underlying shares held by promoter/promoter group are in excess of 1% of the total number of shares

| Sr. No. | Name of the DR Holder | Type of outstanding DR (ADRs, GDRs, SDRs, etc.) | Number of shares underlying outstanding DRs | Shares underlying outstanding DRs as a percentage of total number of shares (i.e., Grand Total (A)+(B)+(C) indicated in Statement at para (I)(a) above) |
|---------|-----------------------|---|---|---|
| 1 | | NIL | | |
| 2 | | | | |
| TOTAL | | | | |

(III) (a)

Statement showing the voting Pattern of Shareholders if more than one class of shares/securities is issued by the issuer
Not Applicable as the Company has issued only one class of shares i.e. Equity Shares of Face Value Rs. 10/- each

For Fedders Lloyd Corporation Ltd.


Company Secretary