


Introductory sub-table (I)(a)

Name of the Company: FEDDERS LLOYD CORPORATION LIMITED			
Scrip Code, Name of the scrip, class of security:			
Quarter ended: March 31, 2015			
Partly paid-up shares:-	No. of partly paid-up shares	As a % of total no. of partly paid-up shares	As a % of total no. of shares of the company
Held by promoter/promoter group	0	0	0
Held by public	0	0	0
<b>Total - D</b>	<b>0</b>	<b>0</b>	<b>0</b>
<b>Outstanding convertible securities:-</b>			
No. of outstanding securities	As a % of total no. of outstanding convertible securities	As a % of total no. of shares of the company, assuming full conversion of the convertible securities	
Held by promoter/promoter group	0	0	0
Held by public	0	0	0
<b>Total - E</b>	<b>0</b>	<b>0</b>	<b>0</b>
<b>Warrants:-</b>			
No. of warrants	As a % of total no. of warrants	As a % of total no. of shares of the company, assuming full conversion of warrants	
Held by promoter/promoter group	0	0	0
Held by public	0	0	0
<b>Total - F</b>	<b>0</b>	<b>0</b>	<b>0</b>
<b>Total paid-up capital of the company, assuming full conversion of warrants and convertible securities</b>			
			<b>30769700</b>

  
 Company Secretary

Statement Showing Shareholding Pattern									
Category code	Category of Shareholder	Number of Shareholders	Table (I)(a)			Total shareholding as a percentage of total number of shares		Shares Pledged or otherwise encumbered	
			Total number of shares	Number of shares held in dematerialized form	As a percentage of (A+B) <sup>1</sup>	As a percentage of (A+B+C)	Number of shares	As a percentage	
(i)	(ii)	(iii)	(iv)	(v)	(vi)	(vii)	(viii)	(ix) = (viii)/(iv)*100	
(A)	Shareholding of Promoter and								
1	Indian								
(a)	Individuals/ Hindu Undivided Family								
		7	3756809	3756809	12.21	12.21	0	0.00	
(b)	Central Government/ State Government(s)	0	0	0	0.00	0.00	0	0.00	
(c)	Bodies Corporate	5	10727773	10727773	34.86	34.86	0	0.00	
(d)	Financial Institutions/ Banks	0	0	0	0.00	0.00	0	0.00	
(e)	Any Others(Specify)	0	0	0	0.00	0.00	0	0.00	
	Sub Total(A)(1)	12	14484582	14484582	47.07	47.07	0	0.00	
2	Foreign								
a	Individuals (Non-Residents Individuals/ Foreign Individuals)	0	0	0	0.00	0.00	0	0.00	
b	Bodies Corporate	0	0	0	0.00	0.00	0	0.00	
c	Institutions	0	0	0	0.00	0.00	0	0.00	
d	Any Others(Specify)	0	0	0	0.00	0.00	0	0.00	
	Sub Total(A)(2)	0	0	0	0.00	0.00	0	0.00	
	Total Shareholding of Promoter	12	14484582	14484582	47.07	47.07	0	0.00	
(B)	Public shareholding								
1	Institutions								
(a)	Mutual Funds/ UTI	0	0	0	0.00	0.00	0	0.00	
(b)	Financial Institutions/ Banks	2	48576	48576	0.16	0.16	0	0.00	
(c)	Central Government/ State Government(s)	0	0	0	0.00	0.00	0	0.00	
(d)	Venture Capital Funds	0	0	0	0.00	0.00	0	0.00	
(e)	Insurance Companies	0	0	0	0.00	0.00	0	0.00	
(f)	Foreign Institutional Investors	0	0	0	0.00	0.00	0	0.00	
(g)	Foreign Venture Capital Investors	0	0	0	0.00	0.00	0	0.00	
(h)	Any Other (specify)	0	0	0	0.00	0.00	0	0.00	
	Sub-Total (B)(1)	2	48576	48576	0.16	0.16	0	0.00	
B.2	Non-institutions								
(a)	Bodies Corporate	360	9048056	904256	29.41	29.41	0	0.00	
(b)	Individuals				0.00	0.00			
I	Individuals - I. Individual shareholders holding nominal share capital up to Rs 1 lakh	18786	5295217	4457203	17.21	17.21	0	0.00	
II	Individual shareholders holding nominal share capital in excess of Rs. 1 lakh.	50	1146365	1146365	3.73	3.73	0	0.00	
(c)	N.R.I.(REPT & NON-REPT)	343	338360	215260	1.10	1.10	0	0.00	
(c-i)	Clearing House/Public Trust	1	2000	2000	0.01	0.01	0	0.00	
(c-ii)	Corporate Bodies - OCB	0	0	0	0.00	0.00	0	0.00	
(c-iii)	Intermediary/Other Depository A/c	0	0	0	0.00	0.00	0	0.00	
(c-iv)	Hindu Undivided Family	450	362026	362026	1.18	1.18	0	0.00	
(c-v)	Clearing Members	53	44518	44518	0.14	0.14	0	0.00	
(c-vi)	Qualified Foreign Investor -Individual	0	0	0	0.00	0.00	0	0.00	
(c-vii)	Qualified Foreign Investor-Corporate	0	0	0	0.00	0.00	0	0.00	
	Sub-Total (B)(2)	20051	16236542	15271628	52.77	52.77	0	0.00	
(B)	Total Public Shareholding (B)= (B)(1)+(B)(2)	20053	16285118	15320204	52.93	52.93	0	0.00	
	TOTAL (A)+(B)	20065	30769700	29804786	100.00	100.00	0	0.00	
(C)	Shares held by Custodians and against which Depository Receipts have been Issued								
1	Promoter and Promoter Group	0	0	0	0	0.00	0	0.00	
2	Public	0	0	0	0	0.00	0	0	
	Sub-Total (C)	0	0	0	0	0	0	0	
	GRAND TOTAL (A)+(B)+(C)	20065	30769700	29804786	100.00	100.00	0	0.00	

For Lawlers Lloyd Corporation Limited



Company Secretary

(I)(b) Statement showing holding of securities (including shares, warrants, convertible securities) of persons belonging to the category "Promoter and Promoter Group"

Sr. No.	Name of the shareholder	Details of Shares held		Encumbered shares (*)			Details of warrants			Details of convertible securities		Total shares (including underlying shares assuming full conversion of warrants and convertible securities) as a % of diluted share capital
		Number of shares held	As a % of grand total (A) + (B) + (C)	No.	As a percentage	As a % of grand total (A)+(B)+(C) of sub-clause (I)(a)	Number of warrants held	As a % total number of warrants of the same class	Number of convertible securities held	As a % total number of convertible securities of the same class		
(I)	(II)	(III)	(IV)	(V)	(VI) = (V) / (III) * 100	(VII)	(VIII)	(IX)	(X)	(XI)	(XII)	
1	LLOYD SALES PRIVATE LIMITED	4293619	13.95		0	0	0	0	0	0	13.95	
2	PERFECT RADIATORS AND OIL COOLERS PVT. LTD.	3826525	12.44		0	0	0	0	0	0	12.44	
3	BRIJ RAJ PUNJ	1632667	5.31		0.00	0.00	0	0	0	0	5.31	
4	RENU PUNJ	1103352	3.59		0.00	0.00	0	0	0	0	3.59	
5	LLOYD MANUFACTURING PVT. LTD.	1254920	4.08		0.00	0.00	0	0	0	0	4.08	
6	AIRSERCO PRIVATE LTD.	1252709	4.07		0.00	0.00	0	0	0	0	4.07	
7	BHARAT RAJ PUNJ	454990	1.48		0.00	0.00	0	0	0	0	1.48	
8	BRINDA JAJOO	296200	0.96		0.00	0.00	0	0	0	0	0.96	
9	BHAVNA SAREEN	236500	0.77		0.00	0.00	0	0	0	0	0.77	
10	PUNJ SERVICES PVT. LTD.	100000	0.32		0.00	0.00	0	0	0	0	0.32	
11	BRIJ MOHAN PUNJ	32900	0.11		0.00	0.00	0	0	0	0	0.11	
12	TULSI VANSH PRAKASH PUNJ	200	0.00		0.00	0.00	0	0	0	0	0.00	
<b>TOTAL</b>		<b>14484582</b>	<b>47.07</b>	<b>0</b>	<b>0.00</b>	<b>0.00</b>	<b>0</b>	<b>0</b>	<b>0</b>	<b>0</b>	<b>47.07</b>	

(\*) The term "encumbrance" has the same meaning as assigned to it in regulation 28(3) of the SAST Regulations, 2011

For Radiators Lloyd Corporation Limited

  
Company Secretary

(I)(C)(i) Statement showing holding of securities (including shares, warrants, convertible securities) of persons belonging to the category "Public" and holding more than 1% of the total number of shares

Sr. No.	Name of the shareholder	Number of shares held	Shares as a percentage of total number of shares {i.e., Grand Total (A)+(B)+(C) indicated in Statement at para (f)(a) above}	Details of warrants		Details of convertible securities		Total shares (including underlying shares assuming full conversion of warrants and convertible securities) as a % of diluted share capital
				Number of warrants held	As a % total number of warrants of the same class	Number of convertible securities held	% w.r.t total number of convertible securities of the same class	
1	RAJUL ESTATES PVT. LTD.	3295562	10.71	0	0	0	0	10.71
2	ZENITH IMPEX PRIVATE LTD.	3771910	12.26	0	0	0	0	12.26
3	BONANZA PORTFOLIO LTD	624642	2.03	0	0	0	0	2.03
	<b>TOTAL</b>	<b>7692114</b>	<b>25.00</b>	<b>0</b>	<b>0</b>	<b>0</b>	<b>0</b>	<b>25.00</b>

For Rajul's Lloyd Corporation Limited

  
Company Secretary

(1)(c)(ii) Statement showing holding of securities (including shares, warrants, convertible securities) of persons (together with PAC) belonging to the category "Public" and holding more than 5% of the total number of shares of the company

Sr. No.	Name(s) of the shareholder(s) and the Persons Acting in Concert (PAC) with them	Number of shares	Shares as a percentage of total number of shares {i.e., Grand Total (A)+(B)+(C) indicated in Statement at para (1)(a) above}	Details of warrants		Details of convertible securities		Total shares (including underlying shares assuming full conversion of warrants and convertible securities) as a % of diluted share capital
				Number of warrants	As a % total number of warrants of the same class	Number of convertible securities held	% w.r.t total number of convertible securities of the same class	
1	RAJUL ESTATES PVT. LTD.	3295562	10.71	0	0	0	0	10.71
2	ZENITH IMPEX PRIVATE LTD.	3771910	12.26	0	0	0	0	12.26
<b>TOTAL</b>		<b>7067472</b>	<b>22.97</b>	<b>0</b>	<b>0</b>	<b>0</b>	<b>0</b>	<b>22.97</b>


For Rajul Estates PVT. Corporation Limited

  
Company Secretary

(1) (d) Statement showing details of locked-in shares

Sr. No.	Name of the shareholder	Number of locked-in shares	Locked-in shares as a percentage of total number of shares [i.e., Grand Total (A)+(B)+(C) indicated in Statement at para (1)(a) above}
1	Nil		0.00
2			0.00
3			0.00
4			0.00
5			0.00
6			0.00
7			0.00
8			0.00
9			0.00
			0.00
			0.00
			0.00
			0.00
TOTAL		0	0.00

For                      Lloyd Corporation Limited

  
Company Secretary

(I)(a) Statement showing details of Depository Receipts (DRs)

Sr. No.	Type of outstanding DR (ADRs, GDRs, SDRs, etc.)	Number of outstanding DRs	Number of shares underlying outstanding DRs	Shares underlying outstanding DRs as a percentage of total number of shares {i.e., Grand Total (A)+(B)+(C) indicated in Statement at para (I)(a) above}
1	Nil			0.00
2				0.00
3				0.00
4				0.00
5				0.00
6				0.00
7				0.00
8				0.00
9				0.00
<b>TOTAL</b>		<b>0</b>	<b>0</b>	<b>0.00</b>

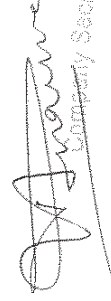
For Peulans Lloyd Corporation Limited

*[Signature]*  
Company Secretary

(U)(b) Statement showing holding of Depository Receipts (DRs), where underlying shares held by "promoter/promoter group" are in excess of 1% of the total number of shares

Sr. No.	Name of the DR Holder	Type of outstanding DR (ADRs, GDRs, SDRs, etc.)	Number of shares underlying outstanding DRs	Shares underlying outstanding DRs as a percentage of total number of shares {i.e., Grand Total (A)+(B)+(C) indicated in Statement at para (I)(a) above}
1	Nil			0
2				0
3				0
4				0
5				0
6				0
7				0
8				0
9				0
TOTAL			0	0

For Pegasus Lloyd Corporation Limited

  
Company Secretary