

Introductory sub-table (I)(a)

Name of the Company: FEDDERS LLOYD CORPORATION LIMITED			
Scrip Code, Name of the scrip, class of security: BSE : 500139, NSE SYMBOL : FEDDERLOYD, CLASS OF SECURITY : EQUITY			
Quarter ended: 30TH JUNE, 2013			
Partly paid-up shares:-	No. of partly paid-up shares	As a % of total no. of partly paid-up shares	As a % of total no. of shares of the company
	Held by promoter/promoter group	0	0
	Held by public	0	0
	Total - D	0	0
Outstanding convertible securities:-			
Outstanding convertible securities:-	No. of outstanding securities	As a % of total no. of outstanding convertible securities	As a % of total no. of shares of the company, assuming full conversion of the convertible securities
	Held by promoter/promoter group	0	0
	Held by public	0	0
	Total - E	0	0
Warrants:-			
Warrants:-	No. of warrants	As a % of total no. of warrants	As a % of total no. of shares of the company, assuming full conversion of warrants
	Held by promoter/promoter group	0	0
	Held by public	0	0
	Total - F	0	0
Total paid-up capital of the company, assuming full conversion of warrants and convertible securities			
			30769700


For Fedders Lloyd Corporation Limited



Company Secretary

Statement Showing Shareholding Pattern

Category code	Category of Shareholder	Table (I)(a)		Total shareholding as a percentage of total number of shares		Shares Pledged or otherwise encumbered		
		Number of Shareholders	Total number of shares	Number of shares held in dematerialized form	As a percentage of (A+B) ¹	As a percentage of (A+B+C)	Number of shares	As a percentage
		(iii)	(iv)	(v)	(vi)	(vii)	(viii)	(ix) = (viii)/(iv)*100
(A)	Shareholding of Promoter and Promoter							
1	Indian							
(a)	Individuals/ Hindu Undivided Family	7	3681271	3681271	11.96	11.96	0	0.00
(b)	Central Government/ State Government(s)	0	0	0	0.00	0.00	0	0.00
(c)	Bodies Corporate	5	9475117	9475117	30.79	30.79	0	0.00
(d)	Financial Institutions/ Banks	0	0	0	0.00	0.00	0	0.00
(e)	Any Others(Specify)	0	0	0	0.00	0.00	0	0.00
	Sub Total(A)(1)	12	13156388	13156388	42.76	42.76	0	0.00
2	Foreign							
a	Individuals (Non-Residents Individuals/ Foreign Individuals)	0	0	0	0.00	0.00	0	0.00
b	Bodies Corporate	0	0	0	0.00	0.00	0	0.00
c	Institutions	0	0	0	0.00	0.00	0	0.00
d	Any Others(Specify)	0	0	0	0.00	0.00	0	0.00
	Sub Total(A)(2)	0	0	0	0.00	0.00	0	0.00
	Total Shareholding of Promoter and Promoter Group (A)= (A)(1)+(A)(2)	12	13156388	13156388	42.76	42.76	0	0.00
(B)	Public shareholding							
1	Institutions							
(a)	Mutual Funds/ UTI	0	0	0	0.00	0.00	0	0.00
(b)	Financial Institutions/ Banks	0	0	0	0.00	0.00	0	0.00
(c)	Central Government/ State Government(s)	0	0	0	0.00	0.00	0	0.00
(d)	Venture Capital Funds	0	0	0	0.00	0.00	0	0.00
(e)	Insurance Companies	0	0	0	0.00	0.00	0	0.00
(f)	Foreign Institutional Investors	5	3752627	3752627	12.20	12.20	0	0.00
(g)	Foreign Venture Capital Investors	0	0	0	0.00	0.00	0	0.00
(h)	Qualified Foreign Investors	0	0	0	0.00	0.00	0	0.00
(h-i)	Any Other (specify)	0	0	0	0.00	0.00	0	0.00
	Sub-Total (B)(1)	5	3752627	3752627	12.20	12.20	0	0.00
B 2	Non-institutions							
(a)	Bodies Corporate	385	7833180	6328180	25.46	25.46	0	0.00
b	Individuals							
i	Individuals -i. Individual shareholders holding nominal share capital up to Rs 1 lakh	19650	4909139	4041625	15.95	15.95	0	0.00
ii	Individual shareholders holding nominal share capital in excess of Rs. 1 lakh.	24	587415	587415	1.91	1.91	0	0.00
(c)	NRI's / OCB's	378	285204	159304	0.93	0.93	0	0.00
(c-i)	Public Trusts	1	2000	2000	0.01	0.01	0	0.00
(c-ii)	Hindu Undivided Family	420	231309	231309	0.75	0.75	0	0.00
(c-iii)	Clearing Members / House	33	12438	12438	0.04	0.04	0	0.00
	Sub-Total (B)(2)	20891	13860685	11362271	45.05	45.05	0	0.00
(B)	Total Public Shareholding (B)= (B)(1)+(B)(2)	20896	17613312	15114898	57.24	57.24	0	0.00
	TOTAL (A)+(B)	20908	30769700	28271286	100.00	100.00	0	0.00
(C)	Shares held by Custodians and against which Depository Receipts have been issued							
1	Promoter and Promoter Group	0	0	0	0.00	0.00	0	0.00
2	Public	0	0	0	0.00	0.00	0	0.00
	Sub-Total (C)	0	0	0	0.00	0.00	0	0.00
	GRAND TOTAL (A)+(B)+(C)	20908	30769700	28271286	100.00	100.00	0	0.00

For Fedders Lloyd Corporation Limited

 Company Secretary

(i)(b) Statement showing holding of securities (including shares, warrants, convertible securities) of persons belonging to the category "Promoter and Promoter Group"

Sr. No.	Name of the shareholder	Details of Shares held		Encumbered shares (*)		Details of warrants		Details of convertible securities		Total shares (including underlying shares assuming full conversion of warrants and convertible securities) as a % of diluted share capital									
		Number of shares held	As a % of grand total (A)+(B)+(C)	No.	As a percentage (VI)=(V)/(III)*100	As a % of grand total (A)+(B)+(C) of sub-clause (i)(a)	Number of warrants held	As a % total number of warrants of the same class	Number of convertible securities held		As a % total number of convertible securities of the same class								
												(III)	(IV)	(V)	(VI)	(VII)	(VIII)	(IX)	(X)
1	LLOYD SALES PRIVATE LIMITED	4110821	13.36%	0	0.00	0.00	0	0.00	0	0.00	0	0.00	0	0.00	0	0.00	0	0.00	13.36%
2	PERFECT RADIATORS AND OIL COOLERS PVT. LTD.	3224348	10.48%	0	0.00	0.00	0	0.00	0	0.00	0	0.00	0	0.00	0	0.00	0	0.00	10.48%
3	BRIJ RAJ PUNJ	1630129	5.30%	0	0.00	0.00	0	0.00	0	0.00	0	0.00	0	0.00	0	0.00	0	0.00	5.30%
4	RENU PUNJ	1103352	3.59%	0	0.00	0.00	0	0.00	0	0.00	0	0.00	0	0.00	0	0.00	0	0.00	3.59%
5	LLOYD MANUFACTURING PVT. LTD.	1187239	3.86%	0	0.00	0.00	0	0.00	0	0.00	0	0.00	0	0.00	0	0.00	0	0.00	3.86%
6	AIRSERCO PRIVATE LTD.	852709	2.77%	0	0.00	0.00	0	0.00	0	0.00	0	0.00	0	0.00	0	0.00	0	0.00	2.77%
7	BHARAT RAJ PUNJ	454990	1.48%	0	0.00	0.00	0	0.00	0	0.00	0	0.00	0	0.00	0	0.00	0	0.00	1.48%
8	BRINDA JAJOO	241200	0.78%	0	0.00	0.00	0	0.00	0	0.00	0	0.00	0	0.00	0	0.00	0	0.00	0.78%
9	BHAVNA SAREEN	218500	0.71%	0	0.00	0.00	0	0.00	0	0.00	0	0.00	0	0.00	0	0.00	0	0.00	0.71%
10	PUNJ SERVICES PVT. LTD.	100000	0.32%	0	0.00	0.00	0	0.00	0	0.00	0	0.00	0	0.00	0	0.00	0	0.00	0.32%
11	BRIJ MOHAN PUNJ	32900	0.11%	0	0.00	0.00	0	0.00	0	0.00	0	0.00	0	0.00	0	0.00	0	0.00	0.11%
12	TULSI VANSH PRAKASH PUNJ	200	0.00%	0	0.00	0.00	0	0.00	0	0.00	0	0.00	0	0.00	0	0.00	0	0.00	0.00%
TOTAL		13156388	42.76%	0	0.00	0.00	0	0.00	0	0.00	0	0.00	0	0.00	0	0.00	0	0.00	42.76%

(*) The term "encumbrance" has the same meaning as assigned to it in regulation 28(3) of the SAST Regulations, 2011

for Ferriders Lloyd Corporation Limited


Company Secretary

(i)(c)(i) Statement showing holding of securities (including shares, warrants, convertible securities) of persons belonging to the category "Public" and holding more than 1% of the total number of shares

Sr. No.	Name of the shareholder	Number of shares held	Shares as a percentage of total number of shares (i.e., Grand Total (A)+(B)+(C) indicated in Statement at para (i)(a) above)	Details of warrants		Details of convertible securities		Total shares (including underlying shares assuming full conversion of warrants and convertible securities) as a % of diluted share capital
				Number of warrants held	As a % total number of warrants of the same class	Number of convertible securities held	% with total convertible securities of the same class	
1	ZENITH IMPEX PRIVATE LTD.	3510800	11.41%	0	0	0	0	11.41%
2	RAJUL ESTATES PVT. LTD.	3003544	9.76%	0	0	0	0	9.76%
3	COPTHALL MAURITIUS INVESTMENT LIMITED	1841087	5.98%	0	0	0	0	5.98%
4	MACQUARIE BANK LIMITED	856204	2.78%	0	0	0	0	2.78%
5	GOLDMAN SACHS INVESTMENTS (MAURITIUS) I LTD	838442	2.72%	0	0	0	0	2.72%
	TOTAL	10050077	32.66%	0	0	0	0	32.66%

for Fedders Lloyd Corporation Limited



Company Secretary

(f)(c)(ii) Statement showing holding of securities (including shares, warrants, convertible securities) of persons (together with PAC) belonging to the category "Public" and holding more than 5% of the total number of shares of the company

Sr. No.	Name(s) of the shareholder(s) and the Persons Acting in Concert (PAC) with them	Number of shares	Shares as a percentage of total number of shares (i.e., Grand Total (A)+(B)+(C) indicated in Statement at para (f)(a) above)	Details of warrants		Details of convertible securities		Total shares (including underlying shares assuming full conversion of warrants and convertible securities) as a % of diluted share capital
				Number of warrants	As a % total number of warrants of the same class	Number of convertible securities held	% w.r.t total number of convertible securities of the same class	
1	ZENITH IMPEX PRIVATE LTD.	3510800	11.41%	0	0	0	0	11.41%
2	RAJUL ESTATES PVT. LTD.	3003544	9.76%	0	0	0	0	9.76%
3	COPTHALL MAURITIUS INVESTMENT LIMITED	1841087	5.98%	0	0	0	0	5.98%
TOTAL		8355431	27.15	0	0	0	0	27.15%

For Fedders Lloyd Corporation Limited

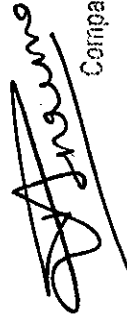


Company Secretary

(i)(d) Statement showing details of locked-in shares

Sr. No.	Name of the shareholder	Number of locked-in shares	Locked-in shares as a percentage of total number of shares {i.e., Grand Total (A)+(B)+(C) indicated in Statement at para (i)(a) above}	PROMOTER / PROMOTER GROUP / PUBLIC
1	NIL		0.00	
2			0.00	
3			0.00	
4			0.00	
5			0.00	
6			0.00	
7			0.00	
8			0.00	
9			0.00	
TOTAL		0	0.00	

For Fedders Lloyd Corporation Limited


Company Secretary

(ii)(a) Statement showing details of Depository Receipts (DRs)

Sr. No.	Type of outstanding DR (ADRs, GDRs, SDRs, etc.)	Number of outstanding DRs	Number of shares underlying outstanding DRs	Shares underlying outstanding DRs as a percentage of total number of shares (i.e., Grand Total (A)+(B)+(C) indicated in Statement at para (i)(a) above}
1	NIL			0.00
2				0.00
3				0.00
4				0.00
5				0.00
6				0.00
7				0.00
8				0.00
9				0.00
TOTAL		0	0	0.00

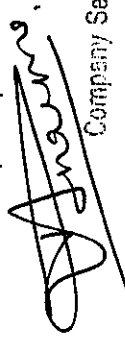
For Fedders Lloyd Corporation Limited


Company Secretary

(ii)(b) Statement showing holding of Depository Receipts (DRs), where underlying shares held by "promoter/promoter group" are in excess of 1% of the total number of shares

Sr. No.	Name of the DR Holder	Type of outstanding DR (ADRs, GDRs, SDRs, etc.)	Number of shares underlying outstanding DRs	Shares underlying outstanding DRs as a percentage of total number of shares {i.e., Grand Total (A)+(B)+(C) indicated in Statement at para (i)(a)}
1	NIL			0.00
2				0.00
3				0.00
4				0.00
5				0.00
6				0.00
7				0.00
8				0.00
9				0.00
TOTAL			0	0.00

For Fedders Lloyd Corporation Limited



Company Secretary