

Introductory sub-table (I)(a)


Name of the Company: FEDDERS LLOYD CORPORATION LIMITED			
Script Code, Name of the scrip, class of security: BSE : 500139, NSE SYMBOL : FEDDERLOYD, CLASS OF SECURITY : EQUITY			
Quarter ended: 30TH JUNE, 2012			
Partly paid-up shares:-	No. of partly paid-up shares	As a % of total no. of partly paid-up shares	As a % of total no. of shares of the company
Held by promoter/promoter group	0	0	0
Held by public	0	0	0
Total - D	0	0	0
As a % of total no. of shares of the company, assuming full conversion of the convertible securities			
Outstanding convertible securities:-	No. of outstanding securities	As a % of total no. of outstanding convertible securities	As a % of total no. of shares of the company, assuming full conversion of the convertible securities
Held by promoter/promoter group	0	0	0
Held by public	0	0	0
Total - E	0	0	0
As a % of total no. of shares of the company, assuming full conversion of warrants			
Warrants:-	No. of warrants	As a % of total no. of warrants	As a % of total no. of shares of the company, assuming full conversion of warrants
Held by promoter/promoter group	0	0	0
Held by public	0	0	0
Total - F	0	0	0
Total paid-up capital of the company, assuming full conversion of warrants and convertible securities			

30769700

For Fedders Lloyd Corporation Ltd.


Company Secretary

Statement Showing Shareholding Pattern								
Category code	Category of Shareholder	Number of Shareholders	Table (I)(a)		Total shareholding as a percentage of total number of shares		Shares Pledged or otherwise encumbered	
			Total number of shares	Number of shares held in dematerialized form	As a percentage of (A+B) ¹	As a percentage of (A+B+C)	Number of shares	As a percentage
			(iv)	(v)	(vi)	(vii)	(viii)	(ix) :- (viii)/(iv)*100
(i)	(ii)	(iii)	(iv)	(v)	(vi)	(vii)	(viii)	(ix) :- (viii)/(iv)*100
(A)	Shareholding of Promoter and Promoter Group²							
1	Indian							
(a)	Individuals/ Hindu Undivided Family	7	3681271	3681271	11.96	11.96	0	0.00
(b)	Central Government/ State Government(s)	0	0	0	0.00	0.00	0	0.00
(c)	Bodies Corporate	6	9225317	9225317	29.98	29.98	0	0.00
(d)	Financial Institutions/ Banks	0	0	0	0.00	0.00	0	0.00
(e)	Any Others(Specify)	0	0	0	0.00	0.00	0	0.00
	Sub Total(A)(1)	13	12906588	12906588	41.95	41.95	0	0.00
2	Foreign							
a	Individuals (Non-Residents Individuals/ Foreign Individuals)	0	0	0	0.00	0.00	0	0.00
b	Bodies Corporate	0	0	0	0.00	0.00	0	0.00
c	Institutions	0	0	0	0.00	0.00	0	0.00
d	Qualified Foreign Investors	0	0	0	0.00	0.00	0	0.00
	Sub Total(A)(2)	0	0	0	0.00	0.00	0	0.00
	Total Shareholding of Promoter and Promoter Group (A)= (A)(1)+(A)(2)	13	12906588	12906588	41.95	41.95	0	0.00
(B)	Public shareholding							
1	Institutions							
(a)	Mutual Funds/ UTI	0	0	0	0.00	0.00	0	0.00
(b)	Financial Institutions/ Banks	0	0	0	0.00	0.00	0	0.00
(c)	Central Government/ State Government(s)	0	0	0	0.00	0.00	0	0.00
(d)	Venture Capital Funds	0	0	0	0.00	0.00	0	0.00
(e)	Insurance Companies	0	0	0	0.00	0.00	0	0.00
(f)	Foreign Institutional Investors	5	6727019	6727019	21.86	21.86	0	0.00
(g)	Foreign Venture Capital Investors	0	0	0	0.00	0.00	0	0.00
(h)	Qualified Foreign Investors	0	0	0	0.00	0.00	0	0.00
	Sub-Total (B)(1)	5	6727019	6727019	21.86	21.86	0	0.00
B 2	Non-institutions							
(a)	Bodies Corporate	368	6334163	4829163	20.59	20.59	0	0.00
(b)	Individuals							
I	i. Individual shareholders holding nominal share capital up to Rs 1 lakh	18987	4076848	3192334	13.25	13.25	0	0.00
II	ii. Individual shareholders holding nominal share capital in excess of Rs. 1 lakh.	23	463749	463749	1.51	1.51	0	0.00
(c)	Any Other (Specify)							
(c-i)	Qualified Foreign Investors	0	0	0	0.00	0.00	0	0.00
(c-ii)	Clearing Members	36	9286	9286	0.03	0.03	0	0.00
(c-iii)	NRI's / OCBS	369	249847	122447	0.81	0.81	0	0.00
(c-iv)	Trust	2	2200	2200	0.01	0.01	0	0.00
	Sub-Total (B)(2)	19785	11136093	8619179	36.19	36.19	0	0.00
(B)	Total Public Shareholding (B)= (B)(1)+(B)(2)	19790	17863112	15346198	58.05	58.05	0	0.00
	TOTAL (A)+(B)	19803	30769700	28252786	100.00	100.00	0	0.00
(C)	Shares held by Custodians and against which Depository Receipts have been Issued							
1	Promoter and Promoter Group	0	0	0	0	0.00	0	0.00
2	Public	0	0	0	0	0.00	0	0
	Sub-Total (C)	0	0	0	0	0	0	0
	GRAND TOTAL (A)+(B)+(C)	19803	30769700	28252786	100.00	100.00	0	0.00

For Fedders Lloyd Corporation Ltd.

 Company Secretary

(f) Statement showing holding of securities (including shares, warrants, convertible securities) of persons belonging to the category "Promoter and Promoter Group"

Sr. No.	Name of the shareholder	Details of Shares held			Encumbered shares (*)			Details of warrants		Details of convertible securities		Total shares (including underlying shares assuming full conversion of warrants and convertible securities) as a % of diluted share capital
		Number of shares held	As a % of grand total (A) + (B) + (C)	No.	As a percentage (VI)=(V)/(III)*100	As a % of grand total (A)+(B)+(C) of sub-clause (I)(a)	Number of warrants held	As a % total number of warrants of the same class	Number of convertible securities held	As a % total number of convertible securities of the same class		
											(III)	
1	LLOYD SALES PVT. LTD.	4110821	13.36	0	0.00	0.00	0	0	0	0	0	13.36
2	PERFECT RADIATORS AND OIL COOLERS PVT. LTD.	3224348	10.48	0	0.00	0.00	0	0	0	0	0	10.48
3	BRIJ RAJ PUNJ	1630129	5.30	0	0.00	0.00	0	0	0	0	0	5.30
4	RENU PUNJ	1103352	3.59	0	0.00	0.00	0	0	0	0	0	3.59
5	LLOYD MANUFACTURING PVT. LTD.	937239	3.05	0	0.00	0.00	0	0	0	0	0	3.05
6	AIRSERCO PRIVATE LTD.	852709	2.77	0	0.00	0.00	0	0	0	0	0	2.77
7	BHARAT RAJ PUNJ	454990	1.48	0	0.00	0.00	0	0	0	0	0	1.48
8	BRINDA JAJOO	241200	0.78	0	0.00	0.00	0	0	0	0	0	0.78
9	BHAVNA SAREEN	218500	0.71	0	0.00	0.00	0	0	0	0	0	0.71
10	PUNJ SERVICES PVT. LTD.	100000	0.32	0	0.00	0.00	0	0	0	0	0	0.32
11	BRU MOHAN PUNJ	32900	0.11	0	0.00	0.00	0	0	0	0	0	0.11
12	LLOYD CREDITS LIMITED	200	0.00	0	0.00	0.00	0	0	0	0	0	0.00
13	TULSI VANSH PRAKASH PUNJ	200	0.00	0	0.00	0.00	0	0	0	0	0	0.00
TOTAL		12906588	41.95	0	0.00	0.00	0	0	0	0	0	41.95

(*) The term "encumbrance" has the same meaning as assigned to it in regulation 28(B) of the SAST Regulations, 2011
Sr.No Notes

1. The entire shareholding of persons belonging to the category "Promoter and Promoter Group" is in Dematerialised mode.

For Fedders Lloyd Corporation Ltd.



Company Secretary

(i)(c)(i) Statement showing holding of securities (including shares, warrants, convertible securities) of persons belonging to the category "Public" and holding more than 1% of the total number of shares

Sr. No.	Name of the shareholder	Number of shares held	Shares as a percentage of total number of shares {i.e., Grand Total (A)+(B)+(C) indicated in Statement at para (i)(a) above}	Details of warrants		Details of convertible securities		Total shares (including underlying shares assuming full conversion of warrants and convertible securities) as a % of diluted share capital
				Number of warrants held	As a % total number of warrants of the same class	Number of convertible securities held	% w.r.t total number of convertible securities of the same class	
1	ZENITH IMPEX PRIVATE LTD.	3510800	11.41	0	0	0	0	11.41
2	RAJUL ESTATES PRIVATE LIMITED	1903294	6.19	0	0	0	0	6.19
3	COPTHALL MAURITIUS INVESTMENT LIMITED	1841087	5.98	0	0	0	0	5.98
4	DEUTSCHE SECURITIES MAURITIUS LIMITED	1691286	5.50	0	0	0	0	5.50
5	CLSA (MAURITIUS) LIMITED	1500000	4.87	0	0	0	0	4.87
6	MACQUARIE BANK LIMITED	856204	2.78	0	0	0	0	2.78
7	GOLDMAN SACHS INVESTMENTS (MAURITIUS) I LTD	838442	2.72	0	0	0	0	2.72
TOTAL		12141113	39.46	0	0	0	0	39.46

For Fedders Lloyd Corporation Ltd.




Company Secretary

(1)(c)(ii) Statement showing holding of securities (including shares, warrants, convertible securities) of persons (together with PAC) belonging to the category "public" and holding more than 5% of the total number of shares of the company

Sr. No.	Name(s) of the shareholder(s) and the Persons Acting in Concert (PAC) with them	Number of shares	Shares as a percentage of total number of shares {i.e., Grand Total (A)+(B)+(C) indicated in Statement at para (1)(a) above}	Details of warrants		Details of convertible securities		Total shares (including underlying shares assuming full conversion of warrants and convertible securities) as a % of diluted share capital
				Number of warrants	As a % total number of warrants of the same class	Number of convertible securities held	% w.r.t total number of convertible securities of the same class	
1	ZENITH IMPEX PRIVATE LTD.	3510800	11.41	0	0	0	0	11.41
2	RAJUL ESTATES PRIVATE LIMITED	1903294	6.19	0	0	0	0	6.19
3	COPTHALL MAURITIUS INVESTMENT LIMITED	1841087	5.98	0	0	0	0	5.98
4	DEUTSCHE SECURITIES MAURITIUS LIMITED	1691286	5.50	0	0	0	0	5.50
TOTAL		8946467	29.08	0	0	0	0	29.08

For Fedders Lloyd Corporation Ltd.


Company Secretary

(D)(d) Statement showing details of locked-in shares

Sr. No.	Name of the shareholder	Number of locked-in shares	Locked-in shares as a percentage of total number of shares {i.e., Grand Total (A)+(B)+(C) indicated in Statement at para (D)(a) above}
1	NIL		0.00
2			0.00
3			0.00
4			0.00
5			0.00
6			0.00
7			0.00
8			0.00
9			0.00
TOTAL		0	0.00

For Fedders Lloyd Corporation Ltd.




Company Secretary

(II)(a) Statement showing details of Depository Receipts (DRs)

Sr. No.	Type of outstanding DR (ADRs, GDRs, SDRs, etc.)	Number of outstanding DRs	Number of shares underlying outstanding DRs	Shares underlying outstanding DRs as a percentage of total number of shares (i.e., Grand Total (A)+(B)+(C) indicated in Statement at para (I)(a) above)
1	NIL			0.00
2				0.00
3				0.00
4				0.00
5				0.00
6				0.00
7				0.00
8				0.00
9				0.00
TOTAL		0	0	0.00

For Fedders Lloyd Corporation Ltd.




Company Secretary

(II)(b) Statement showing holding of Depository Receipts (DRs), where underlying shares held by "promoter/promoter group" are in excess of 1% of the total number of shares

Sr. No.	Name of the DR Holder	Type of outstanding DR (ADRs, GDRs, SDRs, etc.)	Number of shares underlying outstanding DRs	Shares underlying outstanding DRs as a percentage of total number of shares (i.e., Grand Total (A)+(B)+(C) indicated in Statement at para (I)(a) above)
1	NIL			0.00
2				0.00
3				0.00
4				0.00
5				0.00
6				0.00
7				0.00
8				0.00
9				0.00
TOTAL			0	0.00

For Fedders Lloyd Corporation Ltd.



Company Secretary